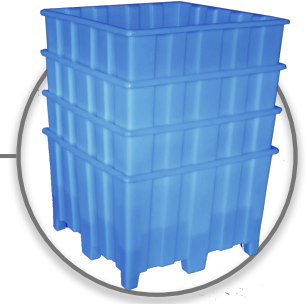


MTD SERIES FORKLIFTABLE CONTAINER




Stackable Up to
Three High



Tapered For
Nestability



Four Way Forklift
Entry



Matching Lid



FEATURES




Choice of
fourteen colors



Four-Way Forklift
Entry



Impact, moisture and
chemical resistant
material



100% recyclable
polyethylene
supports ESG/green
procurement



Material
complies with
FDA for contact
with food

MODEL	OUTSIDE TOP DIMENSIONS	INSIDE TOP DIMENSIONS	INSIDE BOTTOM DIMENSIONS	WEIGHT CAPACITY	SHIPPING WEIGHT	VOLUME CAPACITY
MTD-1 (Medium Duty)	L44"xW44"xH29.5"	L39"xW38.5"xD24"	L37"xW36.5"	800 lbs	70 lbs	23 cu. ft. 172 gal 18.5 bushels
MTD-2 (Heavy Duty)				1000 lbs	90 lbs	