



MYTON INDUSTRIES

BULK CART LINE


BUILT FOR YOU. MADE TO LAST.

The Myton bulk cart line is engineered for one purpose: moving serious volume in serious environments. Available in open front (OFC) and hopper front (VFC) configurations across a range of high-cube profiles, the lineup spans 24 to 54 bushels with load ratings up to 1,000 lbs — purpose-built for operations where floor space is scarce and throughput demands are high.

Every unit is constructed from seamless, 100% recyclable polyethylene that resists moisture and chemicals without rusting, denting, or degrading over time. The high-cube design maximizes storage and truck capacity simultaneously, and the front-access opening — open or hopper style depending on the model — keeps loading and unloading fast in even the most congested workspaces. A mixed caster configuration of two swivel and two rigid 6" medium/heavy-duty polyurethane wheels on a 3/4" painted plywood base delivers the directional control and stability that fully loaded high-cube carts demand.

Customizable across virtually any industry application, and proudly made in America with over 50 years of Myton craftsmanship behind every unit.

VFC-3429-H6 BULK CART




**Cutaway Opening
For Easy Access**



**Narrow Width For
Improved
Maneuverability**



**6" Poly on Poly Casters
on 3/4" Plywood Base**



**Smooth Walls For
Easy Cleaning**



FEATURES



Choice of
fourteen colors



Multiple options,
upgrades and
optional equipment
available



Impact, moisture and
chemical resistant
material



100% recyclable
polyethylene
supports ESG/green
procurement




Material
complies with
FDA for contact
with food

MODEL	OUTSIDE TOP DIMENSIONS	INSIDE TOP DIMENSIONS	WEIGHT CAPACITY	SHIPPING WEIGHT	VOLUME CAPACITY
VFC-3429-H6	L60"xW29.8"xH40"	L59.5"xW27"xD33"	800 lbs	139 lbs	30 cu. ft. 223 gal 24 bushels

OFC-3429-H6 BULK CART




Open Front For Easy Access



Narrow Width For Improved Maneuverability



6" Poly on Poly Casters on 3/4" Plywood Base



Smooth Walls For Easy Cleaning



FEATURES



Choice of fourteen colors



Multiple options, upgrades and optional equipment available



Impact, moisture and chemical resistant material



100% recyclable polyethylene supports ESG/green procurement




Material complies with FDA for contact with food

MODEL	OUTSIDE TOP DIMENSIONS	INSIDE TOP DIMENSIONS	WEIGHT CAPACITY	SHIPPING WEIGHT	VOLUME CAPACITY
OFC-3429-H6	L60"xW29.8"xH40"	L59.5"xW27"xD33"	800 lbs	127 lbs	30 cu. ft. 24 bushels


COF-3433-H6 BULK CART




Cutaway Opening For Easy Access



Narrow Width For Improved Maneuverability



6" Poly on Poly Casters on 3/4" Plywood Base



Smooth Walls For Easy Cleaning



FEATURES



Choice of fourteen colors



Multiple options, upgrades and optional equipment available



Impact, moisture and chemical resistant material



100% recyclable polyethylene supports ESG/green procurement




Material complies with FDA for contact with food

MODEL	OUTSIDE TOP DIMENSIONS	INSIDE TOP DIMENSIONS	WEIGHT CAPACITY	SHIPPING WEIGHT	VOLUME CAPACITY
COF-3433-H6	L60"xW33"xH40"	L59.5"xW38.3"xD33"	800 lbs	148 lbs	35 cu. Ft. 284 gal 28 bushels

VFC-4829-H6 BULK CART




**Cutaway Opening For
Easy Access**



**Hand Holes
Standard**



**6" Poly on Poly
Casters on 3/4"
Plywood Base**



**Smooth Walls For
Easy Cleaning**



Choice of
fourteen colors



Multiple options,
upgrades and
optional equipment
available



Impact, moisture and
chemical resistant
material




100% recyclable
polyethylene
supports ESG/green
procurement




Material
complies with
FDA for contact
with food

MODEL	OUTSIDE TOP DIMENSIONS	INSIDE TOP DIMENSIONS	WEIGHT CAPACITY	SHIPPING WEIGHT	VOLUME CAPACITY
VFC-4829-H6	L48"xW29.5"xH56"	L45.5"xW27"xD48"	950 lbs	125 lbs	34 cu. Ft. 251 gal 27 bushels

VFC-5829-H6 BULK CART



Cutaway Opening For Easy Access



Hand Holes Standard



6" Poly on Poly Casters on 3/4" Plywood Base



Smooth Walls For Easy Cleaning

FEATURES



Choice of fourteen colors



Multiple options, upgrades and optional equipment available



Impact, moisture and chemical resistant material



100% recyclable polyethylene supports ESG/green procurement




Material complies with FDA for contact with food

MODEL	OUTSIDE TOP DIMENSIONS	INSIDE TOP DIMENSIONS	WEIGHT CAPACITY	SHIPPING WEIGHT	VOLUME CAPACITY
VFC-4829-H6	L48"xW29.5"xH67"	L45.5"xW27"xD58"	950 lbs	135 lbs	37 cu. Ft. 344 gal 37 bushels

OFC-4829-H6 BULK CART




Multiple Shelf Configurations Available



Hand Holes Standard



6" Poly on Poly Casters on 3/4" Plywood Base



Smooth Walls For Easy Cleaning

FEATURES



Choice of fourteen colors



Multiple options, upgrades and optional equipment available



Impact, moisture and chemical resistant material



100% recyclable polyethylene supports ESG/green procurement




Material complies with FDA for contact with food

MODEL	OUTSIDE TOP DIMENSIONS	INSIDE TOP DIMENSIONS	WEIGHT CAPACITY	SHIPPING WEIGHT	VOLUME CAPACITY
OFC-4829-H6	L48"xW29.5"xH56"	L45.5"xW27"xD48"	950 lbs	105 lbs	34 cu. Ft. 24 bushels

OFC-5829-H6 BULK CART




Multiple Shelf Configurations Available



Hand Holes Standard



6" Poly on Poly Casters on 3/4" Plywood Base



Smooth Walls For Easy Cleaning

FEATURES



Choice of fourteen colors



Multiple options, upgrades and optional equipment available



Impact, moisture and chemical resistant material



100% recyclable polyethylene supports ESG/green procurement




Material complies with FDA for contact with food

MODEL	OUTSIDE TOP DIMENSIONS	INSIDE TOP DIMENSIONS	WEIGHT CAPACITY	SHIPPING WEIGHT	VOLUME CAPACITY
OFC-5829-H6	L48"xW29.5"xH67"	L45.5"xW27"xD58"	950 lbs	123 lbs	46 cu. Ft. 194 gal 37 bushels

OFC-6829-H6 BULK CART




Multiple Shelf Configurations Available



Hand Holes Standard



6" Poly on Poly Casters on 3/4" Plywood Base



Smooth Walls For Easy Cleaning

FEATURES



Choice of fourteen colors



Multiple options, upgrades and optional equipment available



Impact, moisture and chemical resistant material



100% recyclable polyethylene supports ESG/green procurement



Material complies with FDA for contact with food

MODEL	OUTSIDE TOP DIMENSIONS	INSIDE TOP DIMENSIONS	WEIGHT CAPACITY	SHIPPING WEIGHT	VOLUME CAPACITY
OFC-6829-H6	L60"xW29.5"xH75"	L59.5"xW27"xD67"	1000 lbs	182 lbs	61 cu. Ft. 54 bushels

MYTON BULK CARTS



VFC-3429-H6, Hopper Front Bulk Cart, 60" x 29.8" x 40"

The VFC-3429-H6 hopper front bulk cart takes a long, low approach — a 59.5" x 27" x 33" interior spanning 24 bushels and 223 gallons in a profile built for low-clearance environments and floor-level loading. The hopper front configuration directs material flow efficiently, and the 800 lb rating ensures it handles dense, heavy loads without compromise. Two swivel and two rigid 6" polyurethane casters on a 3/4" plywood base provide reliable directional mobility. Built from seamless 100% recyclable polyethylene.

MODEL	OUTSIDE TOP DIMENSIONS	INSIDE TOP DIMENSIONS	WEIGHT CAPACITY	SHIPPING WEIGHT	VOLUME CAPACITY
VFC-3429-H6	L60"xW29.8"xH40"	L59.5"xW27"xD33"	800 lbs	139 lbs	30 cu. ft. 223 gal 24 bushels



OFC-3429-H6, Bulk Cart, 60" x 29.8" x 40"

The OFC-3429-H6 trades height for a longer, lower 60" x 29.8" x 40" profile — ideal for environments with overhead clearance constraints or workflows that favor horizontal loading. At 24 bushels and 800 lbs rated capacity, the open front design keeps access wide and workflow uninterrupted. Two swivel and two rigid 6" polyurethane casters on a 3/4" plywood base handle the load with controlled, directional mobility. Seamless 100% recyclable polyethylene construction.

MODEL	OUTSIDE TOP DIMENSIONS	INSIDE TOP DIMENSIONS	WEIGHT CAPACITY	SHIPPING WEIGHT	VOLUME CAPACITY
OFC-3429-H6	L60"xW29.8"xH40"	L59.5"xW27"xD33"	800 lbs	127 lbs	30 cu. ft. 24 bushels



COF-3433-H6, Hopper Front Bulk Cart, 60" x 33" x 40"

The COF-3433-H6 is the widest unit in the bulk cart lineup — a 59.5" x 38.3" x 33" interior delivering 28 bushels and a cavernous 284 gallons in a broad, stable low-profile footprint. The hopper front opening handles high-volume discharge efficiently, and the 800 lb rating keeps it capable across demanding applications. Two swivel and two rigid 6" polyurethane casters on a 3/4" plywood base balance mobility with the lateral stability that a wide, fully loaded cart demands. Seamless 100% recyclable polyethylene construction.

MODEL	OUTSIDE TOP DIMENSIONS	INSIDE TOP DIMENSIONS	WEIGHT CAPACITY	SHIPPING WEIGHT	VOLUME CAPACITY
COF-3433-H6	L60"xW33"xH40"	L59.5"xW38.3"xD33"	800 lbs	148 lbs	35 cu. Ft. 284 gal 28 bushels



VFC-4829-H6, Hopper Front Bulk Cart, 48" x 29.5" x 56"

The VFC-4829-H6 hopper front bulk cart delivers 27 bushels in a 45.5" x 27" x 48" interior, pairing the controlled discharge of a hopper front opening with a mid-range capacity profile suited to a wide range of industrial applications. Rated at 950 lbs, its two swivel and two rigid 6" casters on a 3/4" plywood base keep it moving confidently under load. Seamless 100% recyclable polyethylene construction throughout.

MODEL	OUTSIDE TOP DIMENSIONS	INSIDE TOP DIMENSIONS	WEIGHT CAPACITY	SHIPPING WEIGHT	VOLUME CAPACITY
VFC-4829-H6	L48"xW29.5"xH56"	L45.5"xW27"xD48"	950 lbs	125 lbs	34 cu. Ft. 251 gal 27 bushels



VFC-5829-H6, Hopper Front Bulk Cart, 48" x 29.5" x 67"

The VFC-5829-H6 hopper front bulk cart reaches 37 bushels across a 45.5" x 27" x 58" interior — one of the highest-capacity units in the lineup. The hopper front opening channels material flow for faster, more controlled unloading, making it a natural fit for bulk handling and distribution environments. Rated at 950 lbs, with two swivel and two rigid 6" polyurethane casters on a 3/4" plywood base for stable, steerable mobility. Built from seamless 100% recyclable polyethylene.

MODEL	OUTSIDE TOP DIMENSIONS	INSIDE TOP DIMENSIONS	WEIGHT CAPACITY	SHIPPING WEIGHT	VOLUME CAPACITY
VFC-4829-H6	L48"xW29.5"xH67"	L45.5"xW27"xD58"	950 lbs	135 lbs	37 cu. Ft. 344 gal 37 bushels



OFC-4829-H6, Open Front Bulk Cart, 48" x 29.5" x 56"

The OFC-4829-H6 brings the open front bulk cart format into a more compact 45.5" x 27" x 48" package without sacrificing capability — 24 bushels and a 950 lb rating in a footprint that works in tighter spaces. Front access keeps loading and unloading straightforward, and the two swivel/two rigid 6" caster configuration on a 3/4" plywood base delivers the directional stability essential for heavy, tall loads. Built from seamless 100% recyclable polyethylene.

MODEL	OUTSIDE TOP DIMENSIONS	INSIDE TOP DIMENSIONS	WEIGHT CAPACITY	SHIPPING WEIGHT	VOLUME CAPACITY
OFC-4829-H6	L48"xW29.5"xH56"	L45.5"xW27"xD48"	950 lbs	105 lbs	34 cu. Ft. 24 bushels



OFC-5829-H6, Open Front Bulk Cart, 48" x 29.5" x 67"

The OFC-5829-H6 open front bulk cart delivers a wide 48" x 29.5" x 67" interior — matching the flagship's towering height in a broader, roomier footprint. Rated at 950 lbs with 24 bushels of capacity, its open front access keeps material flow moving efficiently in high-throughput environments. Two swivel and two rigid 6" polyurethane casters on a 3/4" painted plywood base provide sure-footed mobility under load. Seamless 100% recyclable polyethylene construction throughout.

MODEL	OUTSIDE TOP DIMENSIONS	INSIDE TOP DIMENSIONS	WEIGHT CAPACITY	SHIPPING WEIGHT	VOLUME CAPACITY
OFC-5829-H6	L48"xW29.5"xH67"	L45.5"xW27"xD58"	950 lbs	123 lbs	46 cu. Ft. 194 gal 37 bushels



OFC-6829-H6, Open Front Bulk Cart, 60" x 29.5" x 75"

The OFC-6829-H6 is the flagship of the bulk cart lineup — a 59.5" x 27" x 67" tower of capacity delivering 54 bushels with a 1,000 lb rating. Its open front configuration makes loading and unloading fast at full height, while the high-cube profile squeezes maximum volume out of every square foot of floor and truck space. Two swivel and two rigid 6" polyurethane casters on a 3/4" plywood base keep it stable and steerable under the heaviest loads. Built from seamless 100% recyclable polyethylene throughout.

MODEL	OUTSIDE TOP DIMENSIONS	INSIDE TOP DIMENSIONS	WEIGHT CAPACITY	SHIPPING WEIGHT	VOLUME CAPACITY
OFC-6829-H6	L60"xW29.5"xH75"	L59.5"xW27"xD67"	1000 lbs	182 lbs	61 cu. Ft. 54 bushels

OPTIONS & UPGRADES



BASE UPGRADES

Upgrade your Myton container's foundation to match the demands of your environment. The standard 3/4" painted plywood base can be upgraded to a galvanized steel base for superior corrosion resistance, a forkliftable base for seamless material handling, or a galvanized steel base with forklift tines — combining durability and mobility in one rugged solution.



CASTER UPGRADES

Myton's standard poly-on-poly four-swivel caster configuration is just the starting point. Upgrade to casters with brakes, two rigid/two swivel configurations, poly-on-steel, semi-pneumatic, thermo rubber, or polyolefin options — each suited to different floor conditions and load requirements. Six-caster sets are also available for heavier or oversized containers demanding extra support.



DOCUMENT POUCHES & DECORATION

Keep your containers organized and identifiable with Myton's stenciling and document pouch options. Stencil your company name, custom text, or sequential numbering in 1" or 2" capital letters on opposite corners. Heavy-duty reinforced vinyl document pouches feature a clear front panel and hook-and-loop closure, available in three standard sizes — with custom sizes and styles available subject to minimums.



DIVIDERS & INSERTS

Whether you need part protection from shock and vibration, improved load distribution, or organized kitting, Myton delivers an economical solution. Divider materials are selected for durability and include plastic, polyurethane foam, wood, and die-cut corrugated plastic.





MYTON INDUSTRIES INC.

