



MYTON INDUSTRIES

FORKLIFTABLE CONTAINER LINE

BUILT FOR YOU. MADE TO LAST.

The Myton Forkliftable Container Series

The Myton forkliftable container line spans one of the widest size ranges in the industry, from nimble 52-gallon units to high-volume 172-gallon workhorses — with load ratings from 350 lbs to a commanding 800 lbs in heavy-duty configurations. Whether you're moving product across a warehouse floor or stacking inventory three units high, there's an MT Series forkliftable container engineered to match the demand.

Every unit is constructed from industrial-grade, 100% recyclable polyethylene — the same proven material Myton has been crafting in America for over 50 years. Ribbed-wall construction delivers exceptional structural integrity while strategically reducing weight, eliminating the weak points, rust, and corrosion that compromise metal alternatives over time. The seamless polyethylene shell shrugs off moisture, most chemicals, and the relentless punishment of commercial and industrial environments — making it a long-term investment rather than a recurring replacement cost.

Built to Your Specification

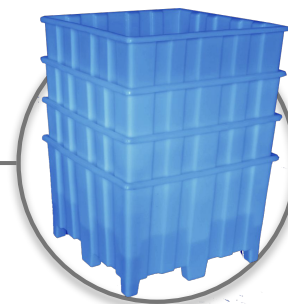
Standard features across the line include matching lids and forklift entry — two or four-way depending on the model — with select units offering nylon rope handles and rubber pipe grips for confident manual repositioning between lifts. All models stack up to three high with lid for maximum vertical storage density during transport or warehousing. Units can be outfitted with custom stenciling or consecutive numbering for inventory control and chain-of-custody tracking.

Available in both medium and heavy-duty density grades, FDA and USDA compliant for food contact, and proudly made in America — the MT Series forkliftable line delivers the strength, versatility, and customization that serious material handling operations demand.

MTD SERIES FORKLIFTABLE CONTAINER




Stackable Up to Three High



Tapered For Nestability



Four Way Forklift Entry



Matching Lid

FEATURES



Choice of fourteen colors



Four-Way Forklift Entry



Impact, moisture and chemical resistant material



100% recyclable polyethylene supports ESG/green procurement



Material complies with FDA for contact with food

MODEL	OUTSIDE TOP DIMENSIONS	INSIDE TOP DIMENSIONS	INSIDE BOTTOM DIMENSIONS	WEIGHT CAPACITY	SHIPPING WEIGHT	VOLUME CAPACITY
MTD-1 (Medium Duty)	L44"xW44"xH29.5"	L39"xW38.5"xD24"	L37"xW36.5"	800 lbs	70 lbs	23 cu. ft. 172 gal 18.5 bushels
MTD-2 (Heavy Duty)				1000 lbs	90 lbs	

MTE-L SERIES FORKLIFTABLE CONTAINER



Matching Lid



Stackable Up to
Three High



Nylon Rope Handles
w/ Rubber Grips



Tapered for
Nestability

FEATURES



Choice of
fourteen colors



Two-Way Forklift
Entry



Impact, moisture and
chemical resistant
material



100% recyclable
polyethylene
supports ESG/green
procurement



Material
complies with
FDA for contact
with food

MODEL	OUTSIDE TOP DIMENSIONS	INSIDE TOP DIMENSIONS	INSIDE BOTTOM DIMENSIONS	WEIGHT CAPACITY	SHIPPING WEIGHT	VOLUME CAPACITY
MTE-L-1 (Medium Duty)	L41.5"xW28.75"xH30"	L33.75"xW25.75"xD25.5"	L35"xW22.25"	400 lbs	35 lbs	14 cu. ft. 104.7 gal 11.3 bushels
MTE-L-2 (Heavy Duty)				500 lbs	40 lbs	

MTG SERIES FORKLIFTABLE CONTAINER



Matching Lid




Stackable Up To
Three High



Four Way Forklift
Entry



Tapered for
Nestability



FEATURES



Choice of
fourteen colors



Four-Way Forklift
Entry



Impact, moisture and
chemical resistant
material



100% recyclable
polyethylene
supports ESG/green
procurement



Material
complies with
FDA for contact
with food

MODEL	OUTSIDE TOP DIMENSIONS	INSIDE TOP DIMENSIONS	INSIDE BOTTOM DIMENSIONS	WEIGHT CAPACITY	SHIPPING WEIGHT	VOLUME CAPACITY
MTG-1 (Medium Duty)	L44"xW44"xH23"	L41.5"xW41.5"xD19"	L40"xW40"	500 lbs	53 lbs	18 cu. ft. 135.7 gal 14.5 bushels
MTG-2 (Heavy Duty)				700 lbs	67 lbs	

MTH SERIES FORKLIFTABLE CONTAINER




Matching Lid



Tapered for Nestability



Stackable Up To Two High



Nylon Rope Handles w/ Rubber Grips

FEATURES



Choice of fourteen colors



Two-Way Forklift Entry



Impact, moisture and chemical resistant material




100% recyclable polyethylene supports ESG/green procurement



Material complies with FDA for contact with food

MODEL	OUTSIDE TOP DIMENSIONS	INSIDE TOP DIMENSIONS	INSIDE BOTTOM DIMENSIONS	WEIGHT CAPACITY	SHIPPING WEIGHT	VOLUME CAPACITY
MTH-1 (Medium Duty)	L38"xW25.5"xH29"	L34.5"xW21.5"xD24"	L32"xW20"	300 lbs	55 lbs	7 cu. ft. 74.8 gal 5.6 bushels
MTH-2 (Heavy Duty)				400 lbs	60 lbs	

MTO SERIES FORKLIFTABLE CONTAINER




Optional Nylon Rope Handles w/ Rubber Grips



Stackable Up To Two High



Tapered For Nestability



Nylon Rope Handles w/ Rubber Grips



Choice of fourteen colors



Two-Way Forklift Entry



Impact, moisture and chemical resistant material



100% recyclable polyethylene supports ESG/green procurement



Material complies with FDA for contact with food

MODEL	OUTSIDE TOP DIMENSIONS	INSIDE TOP DIMENSIONS	INSIDE BOTTOM DIMENSIONS	WEIGHT CAPACITY	SHIPPING WEIGHT	VOLUME CAPACITY
MTO-1 (Medium Duty)	L51.5" x W22.5" x H19"	L48" x W19" x D15"	L46.5" x W17.3"	350 lbs	30 lbs	7 cu. ft. 52 gal 5.6 bushels
MTO-2 (Heavy Duty)				550 lbs	40 lbs	

MTR SERIES FORKLIFTABLE CONTAINER



**Nylon Rope Handles
w/ Rubber Grips**



**Stackable Up To
Three High**



**Tapered For
Nestability**



Matching Lid

FEATURES



Choice of
fourteen colors



Two-Way Forklift
Entry



Impact, moisture and
chemical resistant
material



100% recyclable
polyethylene
supports ESG/green
procurement



Material
complies with
FDA for contact
with food

MODEL	OUTSIDE TOP DIMENSIONS	INSIDE TOP DIMENSIONS	INSIDE BOTTOM DIMENSIONS	WEIGHT CAPACITY	SHIPPING WEIGHT	VOLUME CAPACITY
MTR-1 (Medium Duty)	L45"xW30"xH33"	L41.3"xW26.5"xD28"	L39"xW24.3"	450 lbs	40 lbs	16.5 cu. ft. 123.5 gal 10.4 bushels
MTR-2 (Heavy Duty)				650 lbs	50 lbs	

MTW SERIES FORKLIFTABLE CONTAINER




**Nylon Rope Handles
w/ Rubber Grips**



**Stackable Up To
Three High**



**Tapered For
Nestability**



Matching Lid

FEATURES



Choice of
fourteen colors



Two-Way Forklift
Entry



Impact, moisture and
chemical resistant
material



100% recyclable
polyethylene
supports ESG/green
procurement



Material
complies with
FDA for contact
with food

MODEL	OUTSIDE TOP DIMENSIONS	INSIDE TOP DIMENSIONS	INSIDE BOTTOM DIMENSIONS	WEIGHT CAPACITY	SHIPPING WEIGHT	VOLUME CAPACITY
MTW-1 (Medium Duty)	L43"xW26.5"xH24"	L38.5"xW23"xD18.5"	L36.5"xW20.5"	350 lbs	33 lbs	8.7 cu. ft. 65 gal 7 bushels
MTw-2 (Heavy Duty)				550 lbs	40 lbs	

MYTON FORKLIFTABLE CONTAINERS



MTD Forkliftable Container, 18.5 Bushel, 44" x 44" x 29.5"

MTD forkliftable container is built for heavy-duty industrial demands, with ribbed walls that shed weight without sacrificing structural integrity or stacking stability. Its 39" x 38.5" x 24" interior delivers 172 gallons, rated for 400 lbs standard or 500 lbs heavy-duty. Seamless 100% recyclable polyethylene resists moisture and chemicals across both density grades, while four-way forklift entry and stackability up to three high with lid make it a natural fit for high-throughput operations.

MODEL	OUTSIDE TOP DIMENSIONS	INSIDE TOP DIMENSIONS	INSIDE BOTTOM DIMENSIONS	WEIGHT CAPACITY	SHIPPING WEIGHT	VOLUME CAPACITY
MTD-1 (Medium Duty)	L44"xW44"xH29.5"	L39"xW38.5"xD24"	L37"xW36.5"	800 lbs	70 lbs	23 cu. ft. 172 gal 18.5 bushels
MTD-2 (Heavy Duty)				1000 lbs	90 lbs	



MTG Forkliftable Container, 14.5 Bushel, 44" x 44" x 23"

The MTE-L forkliftable container brings 105 gallons of capacity to a manageable 35.75" x 25.75" x 25.5" footprint, rated for 400 lbs standard or 500 lbs heavy-duty. Ribbed walls keep weight down without compromising strength, and nylon rope handles with rubber pipe grips make repositioning straightforward when forklifts aren't available. Two-way forklift entry, a matching lid, and three-high stacking capability round out a container built for flexible operations. Constructed from seamless 100% recyclable polyethylene throughout.

MODEL	OUTSIDE TOP DIMENSIONS	INSIDE TOP DIMENSIONS	INSIDE BOTTOM DIMENSIONS	WEIGHT CAPACITY	SHIPPING WEIGHT	VOLUME CAPACITY
MTE-L-1 (Medium Duty)	L41.5"xW28.75"xH30"	L33.75"xW25.75"xD25.5"	L35"xW22.25"	400 lbs	35 lbs	14 cu. ft. 104.7 gal 11.3 bushels
MTE-L-2 (Heavy Duty)				500 lbs	40 lbs	



MTE-H4, Bulk Box Truck, 12 Bushel, 41" x 28.25" x 32.5"

The MTG forkliftable container takes a notably square stance — 41.5" x 41.5" x 19.5" — offering a stable, low-profile 136-gallon platform with an impressive 500 lb standard and 700 lb heavy-duty rating. Ribbed walls maintain structural integrity while minimizing material weight, and the included lid enables stacking up to three high for efficient use of vertical storage space. Four-way forklift entry and seamless 100% recyclable polyethylene construction make it a dependable workhorse for demanding environments.

MODEL	OUTSIDE TOP DIMENSIONS	INSIDE TOP DIMENSIONS	INSIDE BOTTOM DIMENSIONS	WEIGHT CAPACITY	SHIPPING WEIGHT	VOLUME CAPACITY
MTG-1 (Medium Duty)	L44"xW44"xH23"	L41.5"xW41.5"xD19"	L40"xW40"	500 lbs	53 lbs	18 cu. ft. 135.7 gal 14.5 bushels
MTG-2 (Heavy Duty)				700 lbs	67 lbs	



MTH, Forkliftable Container, 18.5 Bushel, 42" x 34" x 42"

The MTH forkliftable container stands apart with a 42" x 34" x 42" interior — the tallest in the forkliftable lineup — delivering 172 gallons with load ratings of 600 lbs standard and 800 lbs heavy-duty. Ribbed walls provide the structural backbone to handle those loads while keeping the unit manageable, and nylon rope handles with rubber pipe grips offer a secure manual grip when needed. Four-way forklift entry and three-high stacking capability maximize throughput and storage density. Seamless 100% recyclable polyethylene throughout.

MODEL	OUTSIDE TOP DIMENSIONS	INSIDE TOP DIMENSIONS	INSIDE BOTTOM DIMENSIONS	WEIGHT CAPACITY	SHIPPING WEIGHT	VOLUME CAPACITY
MTH-1 (Medium Duty)	L38"xW25.5"xH29"	L34.5"xW21.5"xD24"	L32"xW20"	300 lbs	55 lbs	7 cu. ft. 74.8 gal 5.6 bushels
MTH-2 (Heavy Duty)				400 lbs	60 lbs	

MTO Forkliftable Container, 5.6 Bushel, 51.5" x 22.5" x 19"



The MTO forkliftable container takes a long, lean approach — a 51.5" x 22.5" x 19" interior purpose-built for narrow aisles and space-constrained environments where square footage is at a premium. Despite its compact 52-gallon capacity, it handles 350 lbs standard and 550 lbs heavy-duty with ribbed-wall construction that punches well above its size. Nylon rope handles with rubber pipe grips, four-way forklift entry, and three-high stacking keep it agile across a range of operational settings. 100% recyclable polyethylene construction.


MODEL	OUTSIDE TOP DIMENSIONS	INSIDE TOP DIMENSIONS	INSIDE BOTTOM DIMENSIONS	WEIGHT CAPACITY	SHIPPING WEIGHT	VOLUME CAPACITY
MTO-1 (Medium Duty)	L51.5"xW22.5"xH19"	L48"xW19"xD15"	L46.5"xW17.3"	350 lbs	30 lbs	7 cu. ft. 52 gal 5.6 bushels
MTO-2 (Heavy Duty)				550 lbs	40 lbs	

MTR Forkliftable Container, 10.44 Bushel, 45" x 30" x 33"



The MTR forkliftable container strikes a balanced profile at 41.3" x 26.5" x 28", delivering 123.5 gallons with ratings of 450 lbs standard or 650 lbs heavy-duty — a strong middle-ground option for varied industrial applications. Ribbed walls keep structural integrity intact under load while reducing overall weight, and nylon rope handles with rubber pipe grips provide a confident manual grip. Two-way forklift entry and three-high stacking with lid keep operations moving efficiently. Seamless 100% recyclable polyethylene construction.

MODEL	OUTSIDE TOP DIMENSIONS	INSIDE TOP DIMENSIONS	INSIDE BOTTOM DIMENSIONS	WEIGHT CAPACITY	SHIPPING WEIGHT	VOLUME CAPACITY
MTR-1 (Medium Duty)	L45"xW30"xH33"	L41.3"xW26.5"xD28"	L39"xW24.3"	450 lbs	40 lbs	16.5 cu. ft. 123.5 gal 10.4 bushels
MTR-2 (Heavy Duty)				650 lbs	50 lbs	



MTH, Forkliftable Container, 18.5 Bushel, 42" x 34" x 42"

The MTW forkliftable container offers a practical 43" x 26.5" x 24" interior with 65-gallon capacity, handling 350 lbs standard or 550 lbs heavy-duty in a compact, maneuverable package. Ribbed walls deliver structural rigidity without unnecessary weight, and nylon rope handles with rubber pipe grips make short moves easy. Two-way forklift entry and three-high stacking capability ensure it fits smoothly into existing material handling workflows. Built from seamless 100% recyclable polyethylene in both density grades.

MODEL	OUTSIDE TOP DIMENSIONS	INSIDE TOP DIMENSIONS	INSIDE BOTTOM DIMENSIONS	WEIGHT CAPACITY	SHIPPING WEIGHT	VOLUME CAPACITY
MTW-1 (Medium Duty)	L43"xW26.5"xH24"	L38.5"xW23"xD18.5"	L36.5"xW20.5"	350 lbs	33 lbs	8.7 cu. ft. 65 gal 7 bushels
MTw-2 (Heavy Duty)				550 lbs	40 lbs	



MYTON INDUSTRIES INC.

